


CAUTION

KEEP OUT OF REACH OF CHILDREN
READ SAFETY DIRECTIONS BEFORE OPENING OR USING



ACTIVE CONSTITUENT: 792 g/L PARAFFINIC OIL (nC27)

A highly refined emulsifiable oil for the control or suppression of certain pests in cotton, pulse and oilseed crops, for use as a carrier with ULV insecticides, a defoliation aid in cotton and as an adjuvant for use with certain herbicides in broadacre situations as per the Directions for Use table

20L




CALTEX

PRECISION
SPRAY OILS

CAUTION
KEEP OUT OF REACH OF CHILDREN
READ SAFETY DIRECTIONS BEFORE OPENING OR USING

PEEL HERE – LEAFLET INSIDE



ACTIVE CONSTITUENT: 792 g/L PARAFFINIC OIL (nC27)

A highly refined emulsifiable oil for the control or suppression of certain pests in cotton, pulse and oilseed crops, for use as a carrier with ULV insecticides, a defoliation aid in cotton and as an adjuvant for use with certain herbicides in broadacre situations as per the Directions for Use table

IMPORTANT: READ THIS LEAFLET BEFORE USING THIS PRODUCT

STORAGE AND DISPOSAL

Store in the closed, original container in a cool, well ventilated area. Do not store for prolonged periods in direct sunlight. This container can be recycled if it is clean, dry, free of visible residues and has the *drumMUSTER* logo visible.

Triple or preferably pressure rinse containers before disposal. Dispose of rinsate by adding it to spray tank. Do not dispose of undiluted chemicals on site. Wash outside of container and the cap. Store cleaned container in a sheltered place with cap removed. It will then be acceptable for recycling at any *drumMUSTER* collection point or similar container management program site. The cap should not be replaced but may be taken separately.

If not recycling, break, crush, or puncture and deliver empty packaging for appropriate disposal to an approved waste management facility. If an approved waste management facility is not available, bury the empty packaging 500mm below the surface in a disposal pit specifically marked and set up for this purpose clear of waterways, desirable vegetation and tree roots, in compliance with relevant Local, State or Territory government regulations. Do not burn empty containers or product.

SAFETY DIRECTIONS

Will irritate the eyes. May irritate the skin. Avoid contact with the eyes and skin. When opening the container and preparing the spray wear elbow-length PVC gloves and face shield or goggles. If product gets in eyes, wash out immediately with water. Wash hands after use. After each day's use wash gloves and face shield or goggles.

WHEN USING WITH ANOTHER CHEMICAL CONSULT THE SAFETY DIRECTIONS OF THE COMPANION PRODUCT.

FIRST AID

If poisoning occurs, contact a doctor or Poisons Information Centre (Phone Australia: 131126). If swallowed do NOT induce vomiting. Give a glass of water.

MATERIAL SAFETY DATA SHEET

Additional information is listed in the Material Safety Data Sheet (MSDS) which is available from the supplier.

NOTICE TO BUYER

Caltex accepts no responsibility for any consequence whatsoever arising from the use of the product other than used in accordance with this label.

® Canopy is a registered trademark of Caltex Australia Petroleum Pty Ltd

APVMA Approval No: 60215/61084

Batch No:

Date of Manufacture:

20L




CALTEX

PRECISION
SPRAY OILS



9 315457 022507



**DIRECTIONS FOR USE:
AS AN INSECTICIDE**

CROP	PEST CONTROLLED	STATE	RATE	CRITICAL COMMENTS
Cotton (including GM varieties Sicot 71RR, Bollgard, Bollgard II RR Flex)	<i>Helicoverpa</i> spp.	Qld, NSW, WA, NT only	2% or 2L/100L of water	If predator/pest ratio* > 0.45 and there are between 2 to 4 very small and small larvae per metre then apply by ground rig using a minimum of 80L/ha of water. Target early instar stages. Apply only by ground rig before crop closure. *Predator to pest ratio equals total number of predators per metre (visual check) divided by the number of <i>Helicoverpa</i> eggs and very small plus small larvae; consult Australian Cotton CRC IPM guidelines.
	Cotton aphids (<i>Aphis gossypii</i>)		2% or 2L/100L of water	Apply by ground rig using a minimum of 80L/ha of water. Use alone to control early to mid-season populations of less than 20 aphids per terminal. Do not rely on Canopy alone to control more than 20 aphids per terminal shoot. If populations exceed 20 per terminal use Canopy in a mixture with a registered aphicide.
	Green Mirids (<i>Creontiades dilutus</i>)	All States	2-5% v/v or 2-5L/100L of water	Apply low rate for suppression of fewer than 0.5 mirids/m. Apply high rate if population reaches threshold of 0.5 mirids/m or alternatively apply 2 successive low rate sprays not more than 7 days apart. Apply in a volume of at least 80L/ha from the ground. When pressure is high, use Canopy in combination with another insecticide registered for the control of green mirids.
	1-2% or 1-2L/100L of water (Suppression only)		Include Canopy in tank-mix when applying any other insecticide. Use a minimum of 2L/ha when applying from the air. Note: Canopy is not restricted by resistance management strategies and can be applied in combination with most insecticides to simultaneously suppress the rate of mirid population development.	

CROP	PEST CONTROLLED	STATE	RATE	CRITICAL COMMENTS
Cotton (including GM varieties Sicot 71RR, Bollgard, Bollgard II RR Flex)	Silverleaf Whitefly (<i>Bermisia tabaci</i>) (Suppression only)	All States	2% v/v (min 2L/sprayed ha)	Apply in a minimum of 100L/ha (sprayed ha) for ground application either alone or in combination with another registered insecticide. Use in combination with another registered insecticide when applying from the air. Multiple applications are more effective (14 day intervals). Canopy is most effective when targeted at low, early season populations in conjunction with weed host management strategies or when used in Zone 2A of the SLW threshold matrix (Consult Cotton Pest Management Guide).
Canola	Cabbage moth/ diamond back moth (<i>Plutella xylostella</i>)	All States	Apply at 1-2% or 1-2L/100L of water in combination with <i>Bacillus thuringiensis</i> (Dipel ¹ SC) at its label rate	Canopy will enhance the efficacy of Dipel ¹ SC. Target early instar stages of growth. Follow all the directions on the Dipel ¹ SC label. Use the higher rate for heavy pest pressure.
Pulse crops and oilseed crops including: Adzuki beans, canola, Chickpeas, Faba beans, Field peas, lentils, Linola, Linseed, Lucerne, Lupins, Mungbeans, Navy beans, Pigeon Peas, Safflower, Soybeans, Sunflower, Vetch	Green Peach Aphid (<i>Myzus persicae</i>) (Suppression only)	All States	1-2L/ha	When aphids first appear in spring use low rate. Repeat application within 14 days. If commercial threshold is reached then apply high rate. A second application within 14 days may be required. For higher populations use low rate in mixture with alternative aphicide. Always apply in high volume (at least 80L/ha) of water. Canopy is best used as part of an IPM program in which beneficial insects contribute to control. Canopy will not disrupt natural enemies.
	<i>Helicoverpa</i> spp. (Suppression only)		Apply at 2% or 2L/100L of water either alone, twice 7 days apart, or in combination with Nuclear Polyhedrosis Virus of <i>Helicoverpa</i> spp. at its label rate e.g. Gemstar ¹ or Vivus ¹ .	Canopy applied alone will suppress populations within the range 20-50% and is best used as part of an IPM program in which beneficial insects contribute to control. Target early instar stages and use high spray volume (at least 80L/ha). Canopy will not disrupt natural enemies.

AS A CARRIER FOR LOW VOLUME AND ULV APPLICATIONS

Use the compatible ULV insecticide at the rate specified on the insecticide label. Blend by thoroughly mixing the required quantity of insecticide with sufficient Canopy to enable satisfactory operation of the application equipment. Apply only with aircraft fitted with rotary atomisers. Canopy can be mixed with Gemstar¹ Biological Insecticide for ULV application. Refer to the Gemstar¹ label.

AS A DEFOLIATION AID

CROP	PEST	STATE	RATE	CRITICAL COMMENTS
Cotton	Defoliation Aid	NSW, Qld only	0.5L/ha	Apply with a cotton defoliant such as thidiazuron or Thidiazuron/Diuron in accordance with their labels.

AS AN ADJUVANT

CROP	WEED	STATE	RATE PER 100L WATER	CRITICAL COMMENTS
Cotton, Cereals, Pulses & oilseeds	Refer to Herbicide labels	All States	0.5L -1.0L/ha	Canopy may be used wherever mineral or seed based oils are recommended unless omission of mineral oils is specifically recommended. Canopy is compatible with a wide range of herbicides including: clethodim, haloxyfop P (methyl), quizalofop-p-ethyl, clodinafop-propargyl/cloquintocet-mexyl.
Broadacre cropping including fallow			0.5L -1.0L	Apply a minimum of 250ml Canopy per ha.

NOT TO BE USED FOR ANY PURPOSE OR IN ANY MANNER CONTRARY TO THIS LABEL UNLESS AUTHORISED UNDER APPROPRIATE LEGISLATION.

WITHHOLDING PERIOD:

DO NOT harvest for 1 day after application.

Always adhere to the withholding period(s) on the label of any products used in conjunction with Canopy Insecticide.



**PRECISION
SPRAY OILS**

General Instructions

This product can be used, as indicated in the directions for use, to control or suppress green mirids, silverleaf whitefly and cotton aphids in cotton, *Helicoverpa* spp in cotton, pulse and oilseed crops, and green peach aphids, diamond back moth in pulse and oilseed crops and as a carrier for ULV insecticides or as a cotton defoliation aid with Diuron or Thidiazuron/Diuron.

Canopy will also enhance the performance of Dipel SC in canola and the performance of selective grass herbicides used in broadacre cropping.

Mixing Instructions

- When using as a carrier for ULV and Low Volume insecticide applications **DO NOT** mix with water.

BLEND ONLY WITH COMPATIBLE ULV INSECTICIDE FORMULATIONS – the required mixture can either be blended in a separate clean and dry vessel, or directly in the spray tank.

In both cases, add the larger volume last and ensure the whole BLEND is continuously agitated, preferably by recirculation. Other compatible materials should only be added after thorough blending. Thoroughly blend all the materials after each addition.

When mixing in the spray tank, firstly add 25-30% of the total Canopy amount, then add the required volume of insecticide and lastly the remaining Canopy amount required, continuously agitating by stirring or by recirculation.

- When using as a defoliation aid, one-quarter fill the spray tank with water and then add the required amount of Thidiazuron or Thidiazuron/diuron, then Canopy, then the remainder of the water with agitator running.

- When mixing with other products always refer to companion product label.

INSECTICIDE COMPATIBILITY

Canopy may be mixed with many commonly used insecticides, including Dipel SC, Gemstar LC (ULV), Regent¹, Shield¹, Pegasus¹ and Steward¹. Canopy and Pix¹ are also compatible. Products should be added to the spray tank separately and the spray mixture used promptly.

For the latest information on compatibility of Canopy with other products, contact Caltex Australia Petroleum Pty Ltd or your local reseller.

When using in mixtures, follow all usage recommendations and rates, precautions and Insecticide Resistance Management Strategy (IRMS) advice for cotton on primary aphicide or insecticide label.

HERBICIDE COMPATIBILITY

Canopy may be mixed with many commonly used herbicides including clethodim 240ECs (e.g. Status¹), haloxyfop methyl ECs (e.g. Inquest¹), quizalofop ethyl ECs (e.g. Targa¹ Bolt), clodinafop-propargyl+cloquintocet-mexyl ECs (e.g. Trend¹), Glyphosate (ONLY for glyphosate products registered for use in Glyphosate tolerant GMO cotton varieties).

DEFOLIATION AID

Canopy can be mixed with commonly used cotton defoliant thidiazuron (eg Dropp¹, Escalate¹) thidiazuron/diuron (eg Dropp¹ Ultramax, Escalate¹ Ultra).

PROTECTION OF LIVESTOCK, FISH, CRUSTACEANS AND ENVIRONMENT

Do not contaminate streams, rivers or waterways with the chemical or used container.

STORAGE AND DISPOSAL

Store in the closed, original container in a cool, well ventilated area. Do not store for prolonged periods in direct sunlight.

This container can be recycled if it is clean, dry, free of visible residues and has the *drumMUSTER* logo visible.

Triple or preferably pressure rinse containers before disposal. Dispose of rinsate by adding it to spray tank. Do not dispose of undiluted chemicals on site. Wash outside of container and the cap. Store cleaned container in a sheltered place with cap removed. It will then be acceptable for recycling at any *drumMUSTER* collection point or similar container management program site. The cap should not be replaced but may be taken separately.

If not recycling, break, crush, or puncture and deliver empty packaging for appropriate disposal to an approved waste management facility.

If an approved waste management facility is not available, bury the empty packaging 500mm below the surface in a disposal pit specifically marked and set up for this purpose clear of waterways, desirable vegetation and tree roots, in compliance with relevant Local, State or Territory government regulations. Do not burn empty containers or product.

SAFETY DIRECTIONS

Will irritate the eyes. May irritate the skin. Avoid contact with the eyes and skin. When opening the container and preparing the spray wear elbow-length PVC gloves and face shield or goggles.

If product gets in eyes, wash out immediately with water. Wash hands after use. After each day's use wash gloves and face shield or goggles.

WHEN USING WITH ANOTHER CHEMICAL CONSULT THE SAFETY DIRECTIONS OF THE COMPANION PRODUCT.

FIRST AID

If poisoning occurs, contact a doctor or Poisons Information Centre (Phone Australia: 131126). If swallowed do NOT induce vomiting. Give a glass of water.

MATERIAL SAFETY DATA SHEET

Additional information is listed in the Material Safety Data Sheet (MSDS) which is available from the supplier.

NOTICE TO BUYER

Caltex accepts no responsibility for any consequence whatsoever arising from the use of the product other than used in accordance with this label.

¹Not a Caltex Trademark.

®Canopy is a registered trademark of Caltex Australia Petroleum Pty Ltd

APVMA Approval No: 60215/61084

Batch No:

Date of Manufacture:

Caltex Technical Advice Line: 1300-364-169

Caltex Australia Petroleum Pty Ltd.

ABN 17 000 032 128.

2 Market Street SYDNEY NSW 2000.



CALTEX

PRECISION
SPRAY OILS

2853-220/205-08/14

CAUTION
KEEP OUT OF REACH OF CHILDREN
READ SAFETY DIRECTIONS BEFORE OPENING OR USING



ACTIVE CONSTITUENT: 792 g/L PARAFFINIC OIL (nC27)

A highly refined emulsifiable oil for the control or suppression of certain pests in cotton, pulse and oilseed crops, for use as a carrier with ULV insecticides, a defoliation aid in cotton and as an adjuvant for use with certain herbicides in broadacre situations as per the Directions for Use table

IMPORTANT: READ THIS LEAFLET BEFORE USING THIS PRODUCT

STORAGE AND DISPOSAL

Store in the closed, original container in a cool, well ventilated area. Do not store for prolonged periods in direct sunlight. This container can be recycled if it is clean, dry, free of visible residues and has the *drumMUSTER* logo visible.

Triple or preferably pressure rinse containers before disposal. Dispose of rinsate by adding it to spray tank. Do not dispose of undiluted chemicals on site. Wash outside of container and the cap. Store cleaned container in a sheltered place with cap removed. It will then be acceptable for recycling at any *drumMUSTER* collection point or similar container management program site. The cap should not be replaced but may be taken separately.

If not recycling, break, crush, or puncture and deliver empty packaging for appropriate disposal to an approved waste management facility. If an approved waste management facility is not available, bury the empty packaging 500mm below the surface in a disposal pit specifically marked and set up for this purpose clear of waterways, desirable vegetation and tree roots, in compliance with relevant Local, State or Territory government regulations. Do not burn empty containers or product.

SAFETY DIRECTIONS

Will irritate the eyes. May irritate the skin. Avoid contact with the eyes and skin. When opening the container and preparing the spray wear elbow-length PVC gloves and face shield or goggles. If product gets in eyes, wash out immediately with water. Wash hands after use. After each day's use wash gloves and face shield or goggles.

WHEN USING WITH ANOTHER CHEMICAL CONSULT THE SAFETY DIRECTIONS OF THE COMPANION PRODUCT.

FIRST AID

If poisoning occurs, contact a doctor or Poisons Information Centre (Phone Australia: 131126). If swallowed do NOT induce vomiting. Give a glass of water.

MATERIAL SAFETY DATA SHEET

Additional information is listed in the Material Safety Data Sheet (MSDS) which is available from the supplier.

NOTICE TO BUYER

Caltex accepts no responsibility for any consequence whatsoever arising from the use of the product other than used in accordance with this label.

® Canopy is a registered trademark of Caltex Australia Petroleum Pty Ltd

APVMA Approval No: 60215/61084

Batch No:


Date of Manufacture:

20L



CALTEX

**PRECISION
SPRAY OILS**



9 315457 022507